

LL-DL02-8W

■ LED Dimmable Downlight ■ 5000K Temperature Setting ■ 8W 90mm Cutout

01 TECHNICAL SPECIFICATION

Input Voltage:200-240VAC 50/60Hz  
Power: 8w  
Lumens: above 800lm  
Beam Angle: 90 degree  
IP Rating: IP44(Surface) IP20(Led Downlight)  
PF:≥0.9  
Cut Out: 90mm



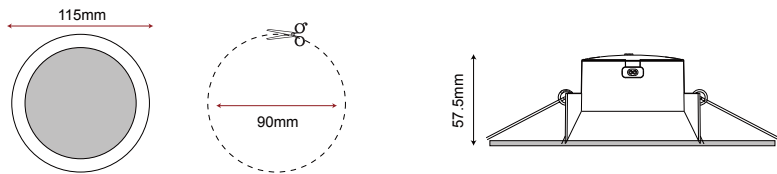
02 INSTALLATION INSTRUCTIONS  
GENERAL SAFETY INSTRUCTIONS

These instructions should be read carefully and retained after installation for further reference and maintenance.

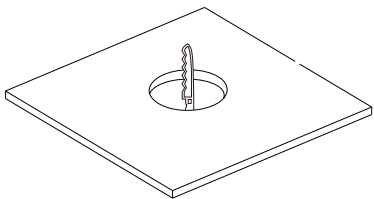
- 1, Before installation or maintenance ensure that the mains supply to the luminaire is switched off and the circuit supply fuses are removed or circuit breaker turned off.
- 2, A qualified electrician MUST be consulted or used for the installation of this luminaire.
- 3, The luminaire must be installed to the relevant building regulations.
- 4, Check that the total load on the circuit, including when this luminaire is fitted, does not exceed the rating of the circuit cable fuse or circuit breaker.



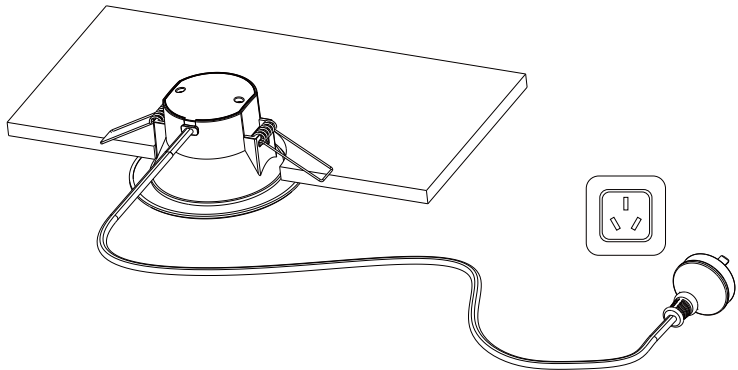
03 INSTALLATION Ensure the units are fitted in the area before install.



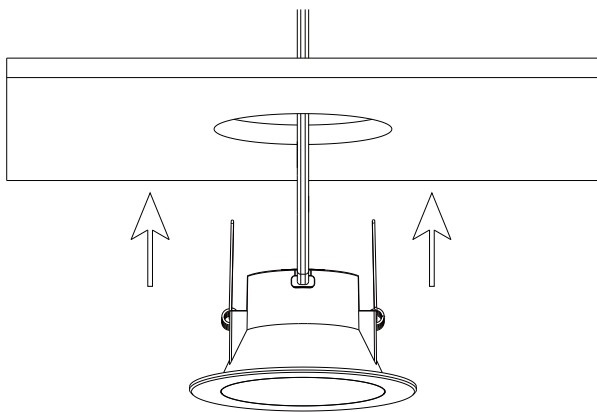
04 Cut a suitable hole in the ceiling as per the cut out details. Ensure that it does not damage electrical cables, water/gas pipes or ceiling joists.



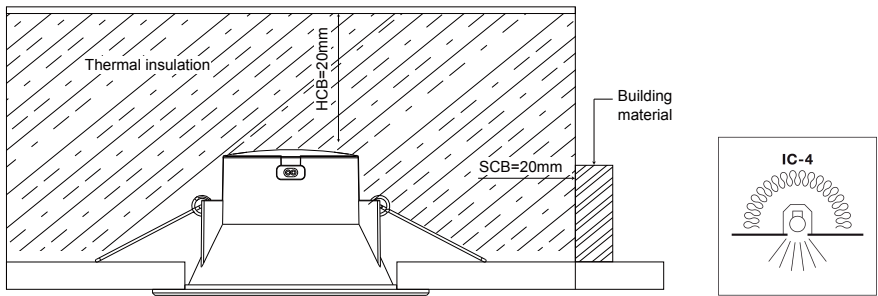
05 Connect the plug to the light socket tightly.



06 Hold back the spring clip and push the lamp in. Make sure the downlight is fixed tightly and properly in the ceiling.



07 Installation Spacing



RISK OF FIRE -Required clearance from structural members and building elements  
SCB=20mm HCB=20mm

YIYUN Corporation Pty.Ltd  
97 Cochrane Road  
Moorabbin VIC 3189  
Australia

